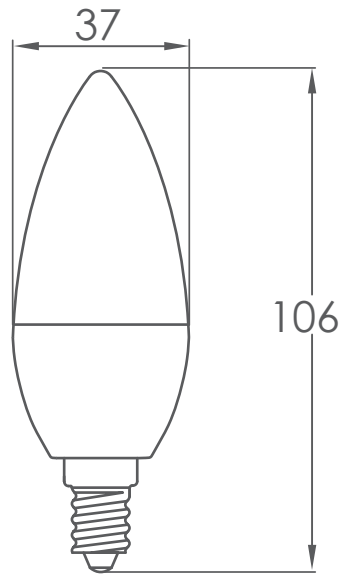













Candle 4W - 230V AC



CHARACTERISTICS:

				
Power	Voltage	Cap-Base	Luminous Flux	Beam Angle
4W	180-260V AC	E14	400 Lumens	150°
				
Energetic class		Lifespan		Dimensions
A++		30 000 h+		∅ 37 mm x 106 mm

TO ORDER:

References	Bar code	Colours temperatures
B004D4J4	6193102803342	Warm white 3 000k 
B004D4N4	6193102803359	Neutral white 4 000k 
B004D4B4	6193102803366	Cold white 6 500k 

Unit by box	Box by pallets	Units by pallets
100	72	7 200

Series
LED SMD