
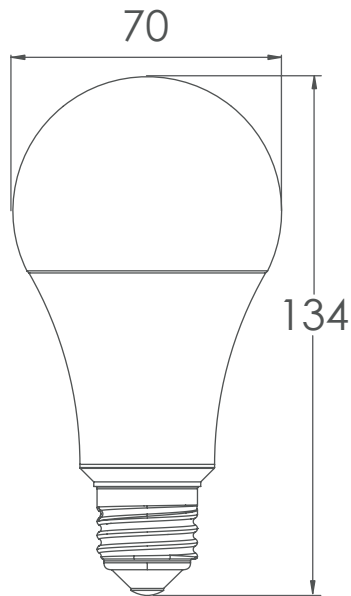












Bulb 15W - 230V AC 






**CHARACTERISTICS:**

				
Power	Voltage	Cap-Base	Luminous Flux	Beam Angle
15W	180-260V AC	E27	1800 Lumens	230°
				
Energetic class	Lifespan		Dimensions	
A+	30 000 h+		Ø 70 mm x 134 mm	

**TO ORDER:**

Series  
**LED SMD**

References	Bar code	Colours temperatures
L015D5J3	6193102801430	Warm white 3 000k 
L015D5N3	6193102800846	Neutral white) 4 000k 
L015D5B3	6193102801423	Cold white 6 500k 
Unit by box	Box by pallets	Units by pallets
50	36	1 800

Bulbs